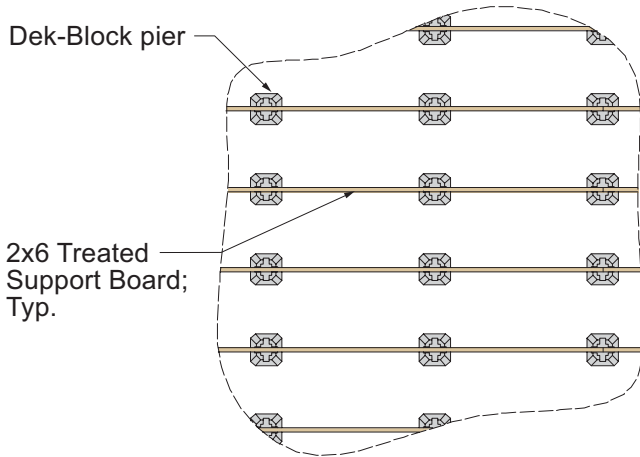


# Deck System

## Placing a Hot Tub or Spa on the deck.

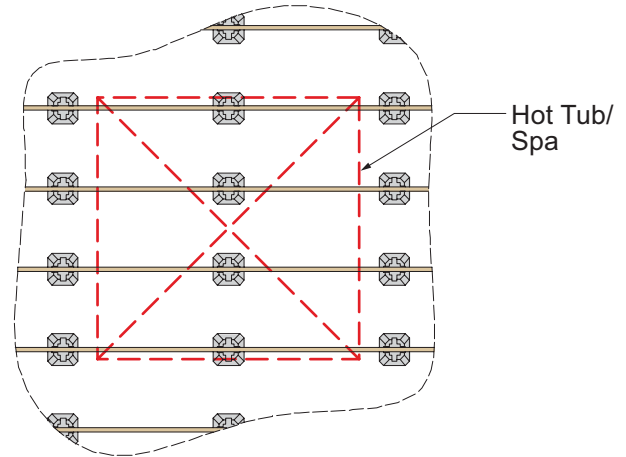
### STEP 1

Choose a DekBrands Floating Foundation Deck Plan.



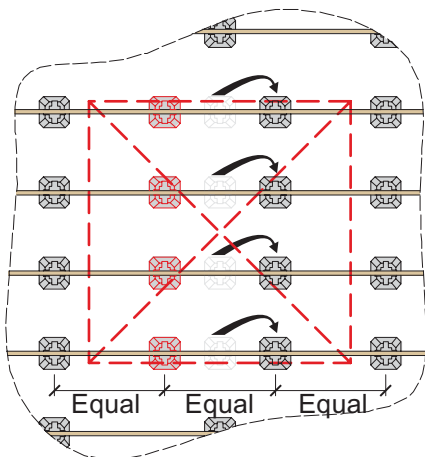
### STEP 2

Mark the desired location of the Hot Tub or spa on the plan.



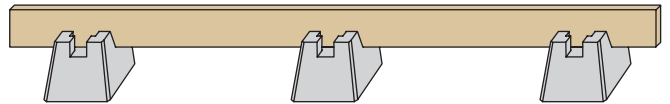
### STEP 3

Add one additional Dek-Block® pier to each support board that the Hot Tub or Spa will rest upon. Space Dek-Block® piers equally along the support board.



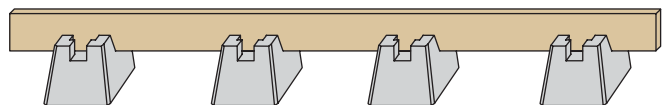
### Original Design

One Dek-Block® pier one foot in from each side and one block equally spaced between.



### Modified Design

One Dek-Block Brand pier one foot in from each side and two blocks equally spaced between.



Shop Today

Build on Saturday

Enjoy on Sunday

These plans are intended for consumer use only. Copyright 2000 Proshop Plans Co. They may not be reproduced, copied, distributed or disseminated without the written permission of DEKBRANDS. DEKBRANDS and Dek-Block are trademarks of Proshop Plans Co., Inc. U.S. Patent 5,392,575, 5,953,874, 6,324,801B1, 6,446,403B2, 6,550,201B2, and 6,609,346B2 Pat. Pend/App. Pend. Manufactured under license.