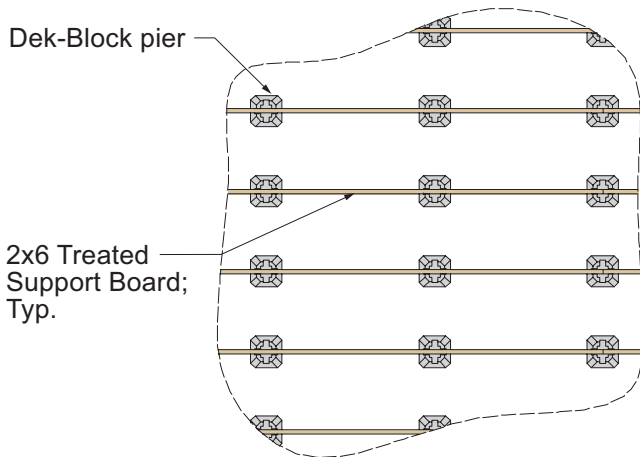


# Deck System

## Placing a Hot Tub or Spa on the deck.

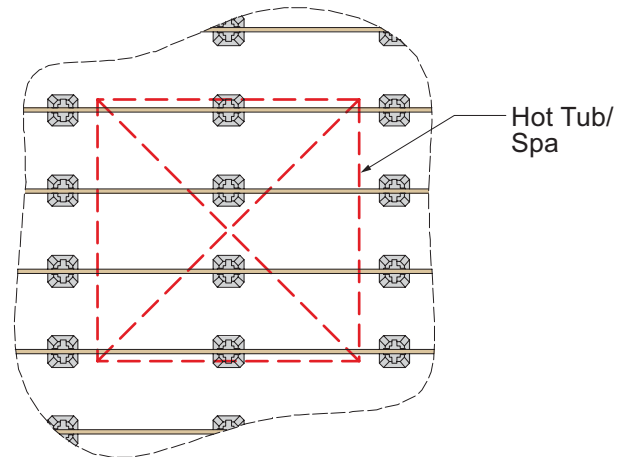
### STEP 1

Choose a Floating Foundation Deck Plan.



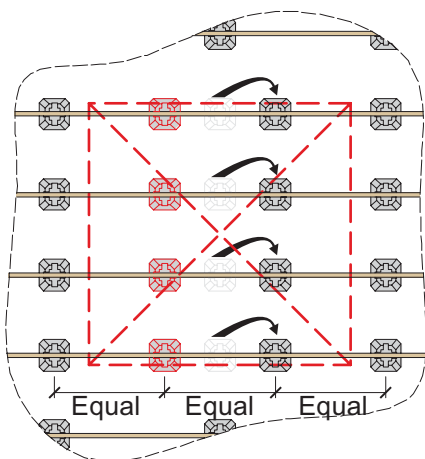
### STEP 2

Draw desired location of Hot Tub/Spa.



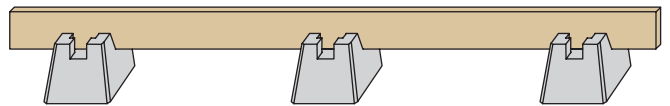
### STEP 3

Add one additional Dek-Block brand pier to each support board that the Hot Tub/Spa will rest. Space Dek-Block brand piers equally between.



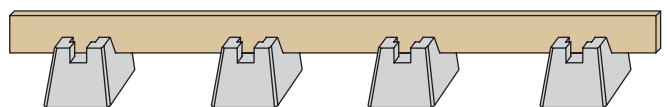
### Original Design

One Dek-Block Brand pier one foot in from each side and one block equally spaced between.



### Modified Design

One Dek-Block Brand pier one foot in from each side and two blocks equally spaced between.



Shop Today

Build on Saturday

Enjoy on Sunday

These plans are intended for consumer use only. Copyright 2000 Proshop Plans Co. They may not be reproduced, copied, distributed or disseminated without the written permission of DEKBRANDS. DEKBRANDS and Dek-Block are trademarks of Proshop Plans Co., Inc. U.S. Patent 5,392,575, 5,953,874, 6,324,801B1, 6,446,403B2, 6,550,201B2, and 6,609,346B2 Pat. Pend/App. Pend. Manufactured under license.